

A vibrant collage of school supplies surrounds a central light blue rectangular sign. The items include a glowing yellow lightbulb on the left, a stack of books with green and yellow covers at the top right, a yellow protractor and a green ruler at the top left, a globe on the right, and another stack of books, a yellow protractor, and a green ruler at the bottom. The background is white with various colorful scribbles and lines.

**WELCOME
TO GRADE 4**



MONTHLY PROJECTION APRIL & MAY 2026



Welcome to Grade 4!

Dear Parents,


We are excited to welcome you as partners in your child's learning journey. Together, we strive to create meaningful and engaging experiences that support their growth and development.

We are pleased to share the Monthly Projection for April & May 2026. This document outlines the key learning standards we will focus on for each concept, along with the hands-on, experiential activities designed to deepen students' understanding and make learning more interactive and impactful.

We appreciate your continued support as we work together to create an enriching environment for our students.



ENGLISH



LITERATURE

- Chapter 1: The River Bank
- Chapter 2: Pleasure Reading
- Chapter 4: My Dream World

GRAMMAR

- GTP: Revision of Basic Grammar Concepts
- Kinds of Sentences
- Negative Sentences
- Interrogative Sentences
- Possessive Nouns

ACTIVITY

- Paragraph Writing

LEARNING OBJECTIVES

- Identify the main themes, characters, and events in a variety of texts.
- Analyze how characters change throughout a story.
- Express personal opinions about a text.

LEARNING OBJECTIVES

- Recognize and categorize different types of sentences.
- Transform affirmative sentences into negative ones and ensure correct structure.

MATERIALS REQUIRED

Coloured sheet, general stationery

हिन्दी

पाठ

- कविता - चिड़िया का गीत
- पठन हेतु - ऐसा वर दो

व्याकरण

- मात्राओं का अभ्यास
- अनुस्वार व अनुनासिक शब्द, वचन
- विलोम शब्द, अपठित गद्यांश

गतिविधि

- विलोम शब्दों की सचित्र अभिव्यक्ति



सीखने का उद्देश्य

1. पाठ को आत्मसात कर पाएंगे ।
2. व्याकरण के पाठों को समझकर उनका अवलोकन कर पाएंगे ।
3. मौखिक व लेखन अभिव्यक्ति का विकास
4. बहुविकल्पीय (मौखिक, लिखित और मूल्यपरक प्रश्नों के उत्तर दे पाएंगे ।
5. शब्दार्थ समझकर रिक्त स्थानों की पूर्ति कर पाएंगे ।

आवश्यक सामग्री

- कागज़, पेंसिल और रंग आदि

MATHEMATICS



Chapter 2 - Numbers upto 5 digits

LEARNING OBJECTIVES

Students will be able to:

- Read and Write the numbers in Indian Place Value chart.
- Identify the Place and Face Value.
- Expand numbers.
- Compare and order 5&6 digit numbers.
- Understand the concept of Successor and Predecessor.
- Round off numbers.

Chapter 3 - Add and Subtract

LEARNING OBJECTIVES

Students will be able to:

- Perform addition and subtraction of numbers up to 5 digits.
- Apply real-life-based problems on addition and subtraction.
- Use estimation as a strategy to solve problems where the exact quantities are not known or where an exact value is not needed.

ACTIVITY 1

- Place Value - working model
- Material Required:
A-4sheet (any colour)
Sketch pens
Fevicol/glue stick

ACTIVITY 2

Number Ninjas (Forming numbers activity)
Material Required
Number Cards (Provided by the teacher)

Food, Our Fuel

EVS 1

ACTIVITY - 1

LEARNING OBJECTIVES

Students will be able to:

- Understand different components of food.
- Describe the importance of water and roughage in our daily life.
- Learn how good food habits help us stay healthy.
- Recognize the importance of storage of food in right manner.




Browning Apple

MATERIALS REQUIRED

Sliced apple, half lemon, water, 3 bowls & sticky notes

EVS 2



Chapter 2 - Many States, One Country
Chapter 3 - India, A land of Diversity

LEARNING OBJECTIVES

Students will be able to learn about:-

- The capital of states, different languages, food and culture etc.
- Physical features that affect climate and resources while political features help in governance and dividing borders.
- The difference between physical features and political features on a map.



ACTIVITY

- Activity: Word War Quiz
- Acrostic Poem
- Presentation on different states and their specialities

MATERIALS REQUIRED

- PAPER, PEN

ICT

ALL ABOUT COMPUTERS

LEARNING OBJECTIVES

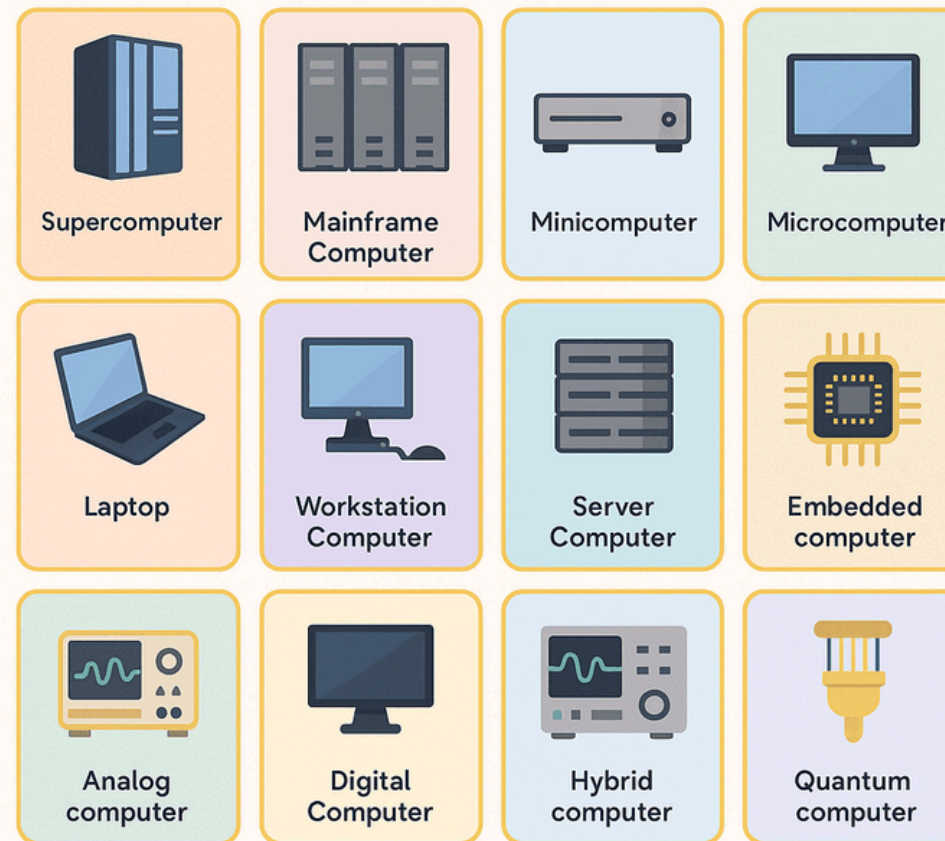
1) Students will learn about different types of computers such as Mini Computer, Mainframe, Super Computer etc.

Special Purpose computers used in daily life and their relation to the real world.

Students will be introduced to a Desktop Computer and its various parts as compared to the Chrome book used in the previous classes. Getting familiar with the Rules of the Computer lab.

2) Introduction to MIT App Inventor

TYPES OF COMPUTER



Important Note: Please provide GCR Email ID with Correct Password to login to GCR frequently during Lab Practicals and remove any two step Verification if any.


ACTIVITY

- 1) Starting and Shutting down the desktop computer
- 2) Background Color Changer App

MATERIALS REQUIRED

Desktop computer system with Internet Connection.

Visual Arts



DOODLE ART

LEARNING OBJECTIVES

- Students will learn about doodling.
- They will understand the designing patterns.
- Students will create easy doodle designs using their name initials.
- They will use colours to make it look creative & a finished look.



ACTIVITY

Create doodle designs in their name initials & colour them.

MATERIALS REQUIRED

- Art File
- Sketch pens/ Brush pens
- Black Permanent Marker- thick & thin
- Basic stationery

Vocal Music

ALL ABOUT MUSIC

LEARNING OBJECTIVES

- Sing simple songs with correct pitch and rhythm
- Demonstrate proper breathing techniques while singing
- Identify and use high and low notes in a song
- Sing in a group while maintaining tempo and coordination
- Express the mood and meaning of a song through voice and facial expression



Students will be able to learn:-

- Sargam & Alankar
- Prayer
- The Kindness song
- Revision of all songs

ACTIVITY

- Musical Freeze
- Clap & Sing
- Karaoke time
- Tempo (sing fast, slow, and medium speed)

MATERIALS REQUIRED

Students must bring their notebook in every music class

A vibrant collage of school supplies surrounds a central light blue rectangular box. At the top left is a yellow lightbulb with a red filament. To its right are a green ruler, a yellow protractor, and a stack of books with green and yellow covers. At the top right is a globe showing green continents and blue oceans. At the bottom left is another stack of books. At the bottom right is a yellow protractor and a green ruler. The background is white with various colorful scribbles in pink, blue, and orange.

**Let's have
a great year!**