






THEMATIC PROJECTION
GRADE K2
THEME 2: BEACH

This theme is a beginning for kindergarteners to know about ‘Beach’, the beauty of Mother Nature at its best. Kids associates ‘Beach’ with water so they will learn about water, its uses and water cycle. Aquatic animals and their features will also be taught in this theme. This theme believes ‘No Water No Life’.

Activity Calendar for July




MONDAY	TUESDAY	WEDNESDAY	THURSDAY	FRIDAY	SATURDAY	SUNDAY
1	2	3	4	5	6	7
SCHOOL REOPENS						
8	9	10	11	12	13	14
15	16	17	18	19	20	21
				Trip to an Aquarium 		
21	22	23	24	25	26	27
					Monsoon Masti 	
28	29	30	31			
			Experiment-What dissolves in water? 			



KOTHARI INTERNATIONAL SCHOOL
B-279, Sector-50, Noida - 201301, (U.P.) India
Tel.: 0120-4082430, 4319055, Mob.: 9818548495 Fax : 0120-4319066
E-mail : info@kotharischool.edu.in, Website : www.kotharischool.edu.in



Activity Calendar for August

MONDAY	TUESDAY	WEDNESDAY	THURSDAY	FRIDAY	SATURDAY	SUNDAY
				1	2	3
4	5	6	7	8	9	10
				Pied Piper 	Pied Piper 	
11	12	13	14	15	16	17
			Independence Day Activity 	Independence Day Holiday 	Raksha Bandhan Activity 	
18	19	20	21	22	23	24
	Raksha Bandhan Holiday					
25	26	27	28	28	29	30
31						

COMMUNICATION- LEARNING STANDARDS:

Recapitulation of Jolly Phonics 42 sounds: Students will be able to:

- identify the letter sounds.
- blend the sounds to form words.
- write by identifying the sounds in words and relating the letters to those sound.



Blending of 3-4 letter words: Students will be able to:

- blend three to four letter words phonetically.
- blend letter sounds together to form a word.
- identify beginning, middle and the ending sound.



Tricky Words: Students will be able to:

- do the sight reading of the tricky words.
- enhance their vocabulary.

(you, go, my, by, give, have, like, your, come, some, said, here)



Opposites: Students will be able to:

- describe the meaning of opposites.
- identify words that are opposites.
- enhance their vocabulary.



Preposition: Students will be able to:

- identify preposition like; in, on, under.
- write preposition in, on, under in a sentence.
- construct sentences using preposition.



Beats And Melody: Students will be able to:

- develop listening skills.
- enjoy rhythm and the beat.

(down by the Bay, a sailor went to sea, Once I Caught a Fish Alive



Fitzroy Readers 2x: Students will be able to:

- enhance their listening and comprehension skills.
- enhance their vocabulary.



Show And Tell: Students will be able to:

- talk about their favourite sea animal.
- enhance their vocabulary and communication skills.
- develop confidence.
- develop public speaking skills.



CONCEPT- LEARNING STANDARDS:

Beach: Students will be able to:


- differentiate between beach and swimming pool.
- learn about aquatic animals.
- differentiate between sea animals and land animals.
- learn about sources of water and forms of water.
- learn about uses of water ,learn about water cycle.



Story (Rainbow Fish): Students will be able to:

- learn to understand that sharing is caring.
- understand importance of friendship.
- learn to listen to their parents.

(SDG-28- Appreciate nature around you, wherever you are)



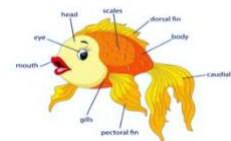
Introduction of Aquatic Animals: Students will be able to:

- identify sea animals.
- learn about different types of sea animals.
- learn different types of sea animal and their features.



Parts of Fish: Students will be able to:








- learn about different parts of fish.
- identify different parts of fish.


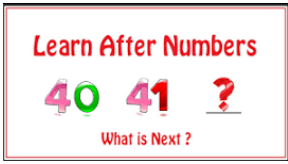







Sources of Water: Students will be able to:

- identify various sources of water.
- learn how to save water.



<p>Forms of Water: Students will be able to:</p> <ul style="list-style-type: none"> • learn about different forms of water. • identify three forms of water-solid, liquid, and gas. • know the effect of heating and cooling of solids, liquids, and gases. 	<p>Forms/ types of water</p> 
<p>Uses of Water: Students will be able to:</p> <ul style="list-style-type: none"> • learn the importance of water. • learn different uses of water. • learn to save water. 	
<p>Water Cycle: Students will be able to:</p> <ul style="list-style-type: none"> • learn about water cycle. • learn about four stages of water cycle • learn about process of water cycle. 	
<p>Experiment (What dissolves in water?): Students will be able to:</p> <ul style="list-style-type: none"> • categorize a variety of objects that dissolves in water and certain objects which doesn't dissolves in water. • observe that some objects will, and certain objects will not dissolve on water. 	
<p><u>NUMBER GAMES- LEARNING STANDARDS:</u></p>	
<p>Forward Counting 1-30: Students will be able to:</p> <ul style="list-style-type: none"> • count orally from 1-30 • write numbers from 1-20 in order. • count numbers sequentially. 	
<p>Count and Write 1-10: Students will be able to:</p> <ul style="list-style-type: none"> • count to 10 and match objects to the correct number. • understand the quantification of objects. 	
<p>Backward Counting: Students will be able to:</p> <ul style="list-style-type: none"> • understand pre number concept of before numbers. • understand the meaning of backward. • learn to do backward counting 10-1 with the help of number line. 	

<p>Heavy and Light: Students will be able to:</p> <ul style="list-style-type: none"> • understand the meaning of heavy and light. • differentiate between heavy and light objects. • learn how the balance scale works. • identify the heavy and light objects. 	
<p>After Numbers: Students will be able to:</p> <ul style="list-style-type: none"> • learn the meaning of the word after. • learn to do after numbers 1-20 with the help of number line. 	
<p>Between Numbers: Students will be able to:</p> <ul style="list-style-type: none"> • learn the meaning of the word between. • learn to do between numbers 1-20 with the help of number line 	
<p>Shapes: Students will be able to:</p> <ul style="list-style-type: none"> • identify 2D shapes. • identify attributes of 5 basic shapes (circle, triangle, oval, square and rectangle). • relate the shapes to the objects around them. • enhance their vocabulary. 	
<p><u>FORMS AND COLOURS- LEARNING STANDARDS</u></p>	
<p>Drawing Activity: Students will be able to:</p> <ul style="list-style-type: none"> • enhance fine motor skills. • enhance their creative skill. • enhance their free hand drawing skills. (aquatic animals, parts of fish, beach) 	
<p>Colouring Activity: Students will be able to:</p> <ul style="list-style-type: none"> • develop hand and eye coordination. • stimulate their creativity and imagination. • improve their fine motor skills. 	
<p><u>PROGRAMMING CODING-CUBETTO</u></p>	
<p>Cubetto: Students will be able to:</p> <ul style="list-style-type: none"> • follow instructions, understand hand actions • to control and explore a digital device. • function of coding blocks 	

Life skill of the month:

Students will imbibe daily routine, communicate with teacher and peer, understand the importance of friendship, sources of water, uses of water, and also how to save water.

With best wishes



**Dr. Sangeeta Arora
(Principal)**