



MONTHLY PROJECTION

GRADE: K1

THEME 1: MOBILE

The theme for this month is 'Mobile'. Mobile phone is a technological tool that can be related well by almost every child born in this century. Realizing the very fact that education today is indispensable to technology, the mobile as a theme has been chosen for its technological relevance and opportunities associated with it as an effective tool. Phone manners are an important life skill that we should teach our students. Thus, through this theme we have tried to incorporate activities that can help the development of this milestone independently handling basic affairs over phone (like- Taking a call, answering a call, taking messages etc.)

Activity Calendar for April

MONDAY	TUESDAY	WEDNESDAY	THURSDAY	FRIDAY	SATURDAY	SUNDAY
10	11	12	13	14	15	16
New Session Begins	Settling Time	Settling Time	Settling Time	HOLIDAY Ambedkar Jayanti		
17	18	19	20	21	22	23
	Story Time			HOLIDAY ID-UL-FITR		
24	25	26	27	28	29	30
Puppet Show	Pair me Right			Count them Right	PTM	

Activity Calendar for May

MONDAY	TUESDAY	WEDNESDAY	THURSDAY	FRIDAY	SATURDAY	SUNDAY
1	2	3	4	5	6	7
		Mobile Hunt		HOLIDAY Buddh Purnima	PTM	
8	9	10	11	12	13	14
	Phone for Me		Clay Mobile	Telephone Talk		
15	16	17	18	19	20	21
	Playing Mood Charades			Finger Food Party	Summer Break Begins	

COMMUNICATION - LEARNING STANDARDS:

Students are continually given opportunities to express themselves.

Prayer:

Dear God we Pray

Gayatri Mantra

National Anthem

- learn values as humility and discipline
- understand daily routine



Rhymes:

I love You

1 finger 1 finger

Two little Dicky Birds

Red for the Poppy

Incy Wincy Spider

Students will be able to:

- learn new vocabulary
- develop rhythmic awareness
- enhance their auditory skills
- follow the instructions



Circle Time

Telling About Myself

Students will be able to:

- Introduce themselves and talk using the magic wand
- Learn new vocabulary
- Interact with the teacher and the classmates.
- Learn how to take turn
- Develop listening skills



Jolly Phonics/ Reading Corner:

Students will be able to:

- Learn the phonetic sound of the letters 's', 'a', 't', 'i', 'p', 'n'
- Learn the beginning sounds of the words
- see picture books and enhance their vocabulary



Numeracy – Learning Standards

Shapes

Classifying and Sorting

Patterns


Oral Counting 1 to 10

Quantitative value 1 to 5

Number 1 Introduction (writing)

Students will be able to:

- Learn to identify number 1 to 5 and quantitative Value
- Write number 1
- Count orally number 1 to 10
- Associate numeral with quantitative Value (1 → 🍌)
- Enhance their listening, comprehending and thinking skills



Spatial Skill:

Students will be able to

- understand, reason, and remember visual and spatial relations among objects or space.
- arrange objects height and size wise in sequence



Listening Skill:

Students will be able to:

- listen attentively
- comprehend and respond appropriately



Story Time:

Mitthu & the Yellow Mango

Ant & the Dove

Lion & the Mouse

Students will be able to:

- Comprehend the story
- learn new vocabulary words
- Ability to concentrate and stimulate curiosity
- Hone listening and develop early literacy skills
- Express their feelings and experiences
- Learn to answer questions related to stories
- Acquire different moral values like kindness, helpfulness, etiquettes



Fine Motor- Learning Standards

Play Dough

Sorting (Rajma Chana Seeds, Beads)

Threading Beads

Tearing & Pasting

Scribbling with Crayons

Tracing

Flour/Rice Sensory Games

Match Lid with the Jar

Handkerchief Folding

Students will be able to:

- Strengthen their finger muscles
- Develop Pincer Grip/Tripod Grip
- Cognitive ability
- Develops eye hand coordination
- Gain confidence
- Use tools like brushes, crayons, chalk, scissors and pencils



Gross Motor - Learning Standards

Brain Train Games

Breathing Exercises

Let's Build It Up

Simon Says

Scavenger Hunt

Water Transferring

Roll and Catch Game

Walk and Jump


Roll & Play

Mobile Dance

Dance on the Beat

Students will be able to:

- Perform their day to day activities
- Navigate their environment
- Develop and strengthen their body muscles
- Learn to play different types of games
- Enhance their Eye-hand coordination
- Balance and understand rhythm
- Boost their memory and concentration skills
- Enhances their brain development
- Enhance their decision-making skill
- Enhance their body awareness



Thematic (Concept)- Learning Standards

Tina Story

Students will be able to:

- Enhance their speaking skills
- Develop their listening and comprehension skills
- Learn manners and etiquettes while talking on phone
- Enhances vocabulary
- Learn sequencing (story)
- Do's and don'ts of using a mobile phone
(SDG- 3- Good Health And Well Being)



Pair Me Right

Students will be able to:

- Sort mobile by colour and shape
- respond appropriately to the questions asked
- Compare and differentiate shapes and colours
- Enhances their mathematical skills



Count them Right

Students will be able to:

- Recognize numbers 1 to 5
- Match the quantitative value to its number
- Count in stable order



Mobile Hunt

Students will be able to:

- Recognize numbers 1 to 5
- Match the quantitative value to its number
- Enhance problem solving skills
- Associate numbers through one-to-one correspondence










Clay Mobile

Students will be able to:

- Develop eye hand coordination
- Learn shapes and new vocabulary (circle, square, triangle, rectangle)
- Follow step by step instructions



<p>Phone for Me</p> <p>Students will be able to:</p> <ul style="list-style-type: none"> ● Creatively make their own mobile ● Develop eye hand coordination ● Follow step by step instructions ● Enhance listening skills ● Recycle and reuse tetra pack to make a mobile 	
<p>Telephone Talk</p> <p>Students will be able to:</p> <ul style="list-style-type: none"> ● Convers in simple sentence ● Role play with voice modulation ● Learn manners and etiquettes of talking on phone ● Express creatively ● Understand ear as an auditory receptor 	
<p>Playing Mood Charades</p> <p>Students will be able to:</p> <ul style="list-style-type: none"> ● Identify different emotion and feelings ● Learn to take turns ● Comprehending mood through facial expression 	
<p>Finger Food & Mobile Dance (Culminating Activity)</p> <p>Students will be able to:</p> <ul style="list-style-type: none"> ● Learn to plan, follow direction ● Use different tools ● Boost their confidence ● Enjoy the beats and dance <p>(SDG- 12- Responsible Consumption And Production)</p>	
<p><u>ART & CRAFT – Learning Standards</u></p> <p>Fun with Paints Dabbing (finger, Leaf, Sponge) Magic Painting Tearing & Pasting Free Hand Drawing Cutting with Scissors</p> <p>Students will be able to:</p> <ul style="list-style-type: none"> ● Identify and learn the different types of painting techniques ● Develop fine motor muscles 	

<p style="text-align: center;"><u>DANCE – Learning Standards</u></p> <p>Uh-Hum Baby Shark If you are Happy Move & Freeze I have got the Rhythm Toofa Tafa</p> <p>Students will be able to:</p> <ul style="list-style-type: none"> ● Learn different rhythm ● Develop flexibility, strength and control of body movements ● Have fun with beats 	
<p style="text-align: center;"><u>ITC– Cubetto</u></p> <p>Cubetto</p> <p>Students will be introduced to:</p> <ul style="list-style-type: none"> ● wooden robot- Cubetto ● world of coding 	

Life skill of the Month:

Students will imbibe daily routine, communicate with teacher and peer, understand importance of being healthy, taking care of themselves (washing hands and cleaning up spills).

With best wishes

Sangeeta Arora

Dr. Sangeeta Arora
(Principal)