

# K1



**‘Mobile Phone’  
‘I am Special’**



## **NUMBERS**

Oral Counting: 1 to 5

Quantitative Counting: 1 to 5

Pre writing skills will be developed

Colouring in number worksheets

Writing numeral: 1 in workbook

Making numerals with clay and writing in air, sand and slates

Shape: Introduction of shape Circle, Triangle.

## **LETTERS**

The prewriting skills will be introduced to develop their fine motor

Down strokes: | | | |

Out strokes: --- --- ---

Slant Strokes: /////, \\\

**Phonic Sounds:** s, a, t, i, p, n

**Letter Introduction** c, o, a, d, g, q

## **E.V.S.**

**‘Mobile Phone’  
‘I am Special’**

Conversation will be held where children will be encouraged to speak about themselves, their families, and their home.

Various activities will be held related to the theme

Colour: Introduction of colour red, blue, green

## **RHYME / STORIES**

### **Rhymes:**

- I love you
- Ek kauva pyasa tha
- Red for the poppy
- Two little dicky birds

### **Story:** Kissing Hands

The Lion and the Mouse



## **EVENT**

- Puppet Show
- Finger Food Party



## **LEARNING OUTCOME**

- To develop confidence and speaking skills in children to introduce themselves.
- Children will learn to imbibe good habits in their daily routine.
- Children will develop fine motor skills and muscular strength required for writing.
- Children will develop social skills.

## **ACTIVITY/GAMES**

### **Activity for fine motor development:**

- Scribbling / Doodling
- Clay Moulding, sand pit
- Staking shapes
- Water transferring activities
- Transferring grains with Tweezers
- Beads and Links, bean bag games sand
- Sand paper letters and numbers
- Circle Time
- Passing the Ball

## **ART & CRAFT**

- Welcome Craft
- Mobile card invites



## **NUMBERS**

Oral Counting: 1 to 10

Quantative Counting: 1 to 5

Colouring of objects in worksheets

Writing numeral: 4 in workbook

Making numerals with clay and writing in air, sand and slates

Shape: square, rectangle

Shape: Introduction of shape Triangle

Big and Small

## **‘Tom and Jerry’**

### **LETTERS**

Prewriting skills will be done in the form of following pattern writing in worksheets & workbook

Circles: OOOOO

Curve: mmm, UUU, cccc

**Phonic Sounds** s, a, t, i, p, n, c/k, e, h, r, m, d

**Letter Introduction:** c, o, a, d, g, q

Days of the week

Months of the year



### **E.V.S.**

#### **‘Tom and Jerry’**

The child related theme will provide a meaningful context for learning and foster a community and curious students. The children will explore this interesting topic through picture reading, art and craft, making collage and Olympic March.



## **RHYME / STORIES**

### **Rhymes:**

- Pitter patter raindrops
- I like the pit pit patter

**Story:** The Enormous Turnip



## **ACTIVITY / GAMES**

- Aim and Hit three pins
- Catch the tail
- Make my face
- Count me
- Outline your shadow
- Picture House
- Picture book Reading

## **EVENT/ EXCURSION**

- Kathashala
- Visit to Zoo
- Animal Olympic March

## **ART & CRAFT**

- Mask Making
- Collage House


## **LEARNING OUTCOME**

- To enable students to recognise and identify different animals and their characteristics.
- To learn and appreciate the importance of animals around us.
- Learning of new rhymes and story would help in vocabulary expansion and getting correct pronunciation






# 'Nemo the Fish'



## NUMBERS

- Oral counting: 1 to 15
- Quantitative counting: 1 to 15
- Introduction: Colouring of 7 objects
- Written: Say and Write numeral 4, 7
- Shapes: star, heart



## LETTERS

Prewriting skills will be done in the form of following pattern writing in worksheets & workbook

Circles: OOOOO

Curve: mmm, UUU, cccc

The following letters will be introduced with its formation and phonic sound

**Letter Introduction** r, n, m, p

**Phonic Sounds** s, a, t, i, p, n, c/k, e, h, r, m, d, g, o, u, l, f, b

Alphabet matching worksheets

## E.V.S.

### 'Nemo the Fish'

The theme revolves around underwater animals. It teaches creative problem solving, being responsible and taking care of self and our surroundings.

## **EVENT/ EXCURSION**

- Krishnleela
- Visit to Iskcon Temple



## **ACTIVITY/GAMES**

- Sorting, Number picture Matching
- Safe in the pool
- Counting Nemo friends
- Building Nemo's House
- Treasure hunt: for different shapes in the class
- I sent a Letter
- Alphabet Match

## **RHYME / STORIES**

### **Rhymes:**

- 1, 2, 3...once I caught
- Five little Fishes
- Jana Gana Mana
- Waves in the sea
- Nav Chali

### **Story:**

- Krishna Stories
- Swimmy

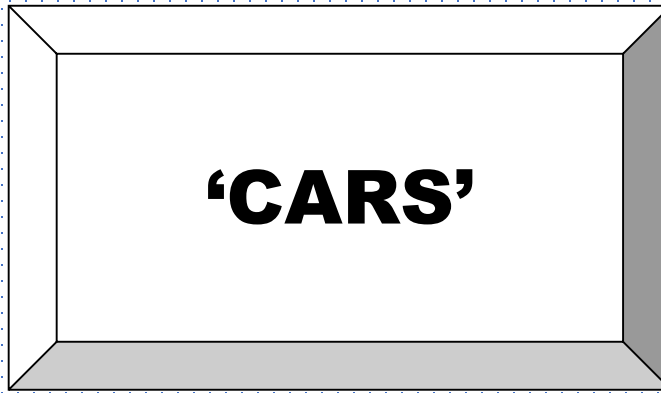
## **LEARNING OUTCOME**

- Students will learn to recognise and identify underwater animals.
- Students will identify fish as a living creature and its different body function.
- Develop Sense of personal hygiene while in the pool
- Will learn numbers and alphabets

## **ART & CRAFT**

- Independence Day craft
- National Symbol
- Building Nemo's house
- Janmashtami craft





## **E.V.S.**

### **'Cars'**

Students will be introduced to car and made to understand that there are three ways of travelling i.e. road, water and air. They will also learn about to keeping the environment clean.

### **Road Safety**

Students will learn about the importance of Road Safety and Traffic rules that need to be observed.

## **NUMBERS**

- Oral Counting: 10 to 20
- Quantative Counting: 1 to 7
- Shape: Rectangle
- Oral introduction number: 5 & 6
- Writing numeral: 2, 3
- Count and match: 1 – 15
- Before and after – 1- 7
- Fat and Thin

## **LETTERS**

The following letters will be introduced with its formation and phonic sound

**Phonic Sounds** s, a, t, i, p, n, c/k, e, h, r, m, d, g, o, u, l, f, b, ai, j, oa, ie, ee, or z, w, ng, v, oo

**Letter Introduction** h, b, i, l, t, j

## **RHYME / STORIES**

### **Rhymes:**

- Wheels on the bus
- Traffic light

**Story:** Fire Engine







### **EVENT/ EXCURSION**

- Gandhi Jayanti
- Visit to the fuel Station
- Vehicle parade
- Beach Party

### **ART & CRAFT**

- Car Paper Craft
- Dusshera Craft


### **ACTIVITY/GAMES**

- Racing car ramp
- Driving on slope
- Making a trash cart
- Go car go
- Find and stand on the correct letter made on the floor.

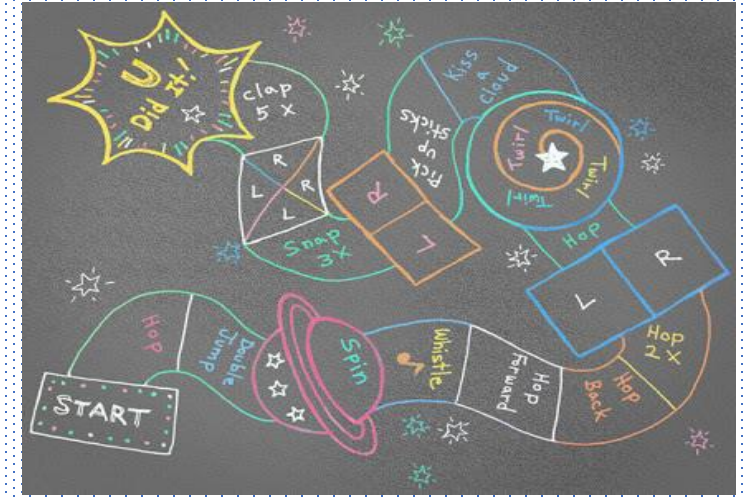
### **LEARNING OUTCOME**

- Students will learn to recognise and identify different modes of transport
- They will learn about traffic lights.
- Develop critical thinking.





# 'Hopscotch'



## LETTERS

The following letters will be introduced with its formation and phonic sound

**Phonic Sounds** s, a, t, i, p, n, c/k, e, h, r, m, d, g, o, u, l, f, b, ai, j, oa, ie, ee, or, z, w, ng, v, oo, y, x, ch, sh, th, qu, ou, oi, ue, er, ar

**Letter Introduction** s, e, f, k, v

**Jolly Phonics** Three Letter decodable words

## NUMBERS

Oral Counting: 1 to 30

Quantative Counting: 1 to 10

Written: Say and Write numeral 8 and 9  
in the Workbook



## E.V.S.

### 'Hopscotch'

The theme supports the very facts that the children of this age group enjoys movement play, so it provides ample opportunity for them to hop, skip and jump and learn in process.

### **EVENT/ EXCURSION**

- Visit to children's Park
- Christmas Celebration
- Fun Races
- SLC- Student Led Conference



### **ART & CRAFT**

- Christmas Craft
- Making hopscotch



### **ACTIVITY/GAMES**

- Musical Chair
- Simon Says
- On your mark
- Get set
- Hopping on hopscotch
- Finding pleeleah

### **RHYME / STORIES**

#### **Rhyme:**

- Rudolph the red nosed reindeer
- Jingle Bells
- Open them, shut them
- Head and shoulders, knees and toes
- If you are happy and you know it

#### **Story:**

- Finding Pleeleah

### **LEARNING OUTCOME**

- Students will be able to ask and answer when, where and how questions.
- They will understand size and shape relationship



# ‘Fruit Basket’



## **NUMBERS**

Oral Counting: 1 to 50

Quantative Counting: 1 to 10

Written: Say and Write numeral 10 in the Workbook

Written:

- Sequence Writing 1 - 10
- Dictation on 1 – 10
- Missing numbers
- Draw One More
- What is less than.....?
- Count and Write

## **LETTERS**

The following letters will be introduced with its formation and phonic sound

**Phonic Sounds** s, a, t, i, p, n, c/k, e, h, r, m, d, g, o, u, l, f, b, ai, j, oa, ie, ee, or, z, w, ng, v, oo, y, x, ch, sh, th, qu,ou, oi,ue, er, ar

**Letter Introduction** w, u x , y, z

Jolly Phonics Three Letter decodable words

## **E.V.S.**

### ‘Fruit Basket’

Good nutrition is part of living a safe and healthy life. Students will to able understand the different fruits and why it is important to eat a balanced diet.

## **RHYME / STORIES**

### **Rhymes:**

- Red colour apples growing
- I am a strawberry
- Farmer plants the seed
- Its spring time
- Butterfly Butterfly

**Story:** The Hungry caterpillar



## **EVENT/EXCURSION**

- Republic Day
- Visit to Spencers
- Fruit Chat Party
- 



## **ART & CRAFT**

**Craft related to Theme:**

- Fruit basket



## **ACTIVITY/GAMES**

- Fruit graph
- Surprise bag
- An apple a Day
- Strawberry Basket

## **LEARNING OUTCOME**

- Gain an understanding of good nutrition.
- Learn the basic food groups and what each one consists of.
- Develop an understanding of why eating healthy is important.